


EAM SERIES

END-STACKABLE TYPE



FEATURES

- End stackable for standard 0.1" integrated circuit pitch.
- Molded 0.3" integrated circuit packing outline allowing automatic insertion.
- Smaller size makes better heat convection during PC board reflow wave soldering.
- Top tape sealed to withstand wave soldering, board washing.
- All plastics are UL 94V-0 grade fire retardant.
- Twin contacts designed to ensure stable contact.
- Gold plated contact to ensure low contact resistance and tin plated terminal to prevent contamination during soldering.

SPECIFICATIONS

1. ELECTRICAL

Contact rating	
switching	25mA, 24VDC
non-switching	100mA
Contact resistance	
initial	50m Ω Max.
after life test	100m Ω Max.
Insulation resistance	1,000M Ω Min. at 100VDC
Dielectric strength	500VDC Min. for 60 seconds
Capacitance between adjacent switches 5pF Max.	

2. MECHANICAL

Temperature rating	
operating	-25 $^{\circ}$ C to +70 $^{\circ}$ C
storage	-40 $^{\circ}$ C to +85 $^{\circ}$ C
Operation force	800g Max.
Mechanical life	2000 operations
Humidity	95%RH, 40 $^{\circ}$ C for 96 Hrs.
Vibration	Per MIL-STD-202F, method 204D
Solderability	after flux 230 \pm 5 $^{\circ}$ C for 5 \pm 0.5 seconds, 95% coverage
Resistance to soldering Heat	260 \pm 5 $^{\circ}$ C for 5 \pm 1 seconds

PART NUMBERING SYSTEM

<u>EAM</u>	<u>1</u>	<u>08</u>	<u>L</u>	<u>X</u>
------------	----------	-----------	----------	----------

+--- Blank:Standard
Z:Lead-Free

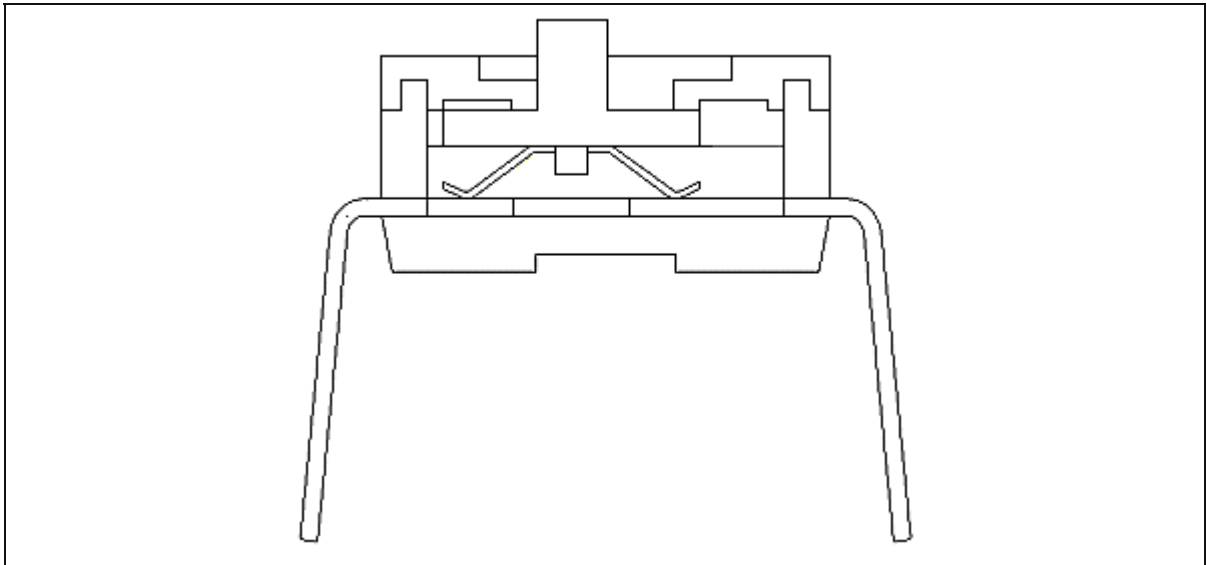
+--- Actuator, Sealing and Rows Spacing Options:
L:Low Profile Actuator
and Rows Spacing 8.50mm(Standard)
L01:Low Profile Actuator
and Rows Spacing 7.62mm
E:Extended Actuator
and Rows Spacing 7.62mm(Standard)
E01:Extended Actuator
and Rows Spacing 8.50mm
LT:Top Tape Sealed & Low Profile Actuator
and Rows Spacing 8.50mm
LT01:Top Tape Sealed & Low Profile Actuator
and Rows Spacing 7.62mm

+--- Number of Positions: 1,2,3,4,5,6,7,8,9,10,12

+--- Contact form: SPST

+--- Series name: EAM:End-Stackable Type

CONSTRUCTION




OPTIONS


1. Special marking and case color available upon request.
2. Two kinds of pitch available.

Actuator	Pitch (mm)	
	Standard	Option
L	8.50	7.62
E	7.62	8.50

3. Extended Actuator



4. Tape Sealed



DIMENSIONS AND CIRCUITRY

DIMENSION A

Positions	1	2	3	4	5	6	7	8	9	10	12
A	2.5 (0.098)	5.04 (0.198)	7.58 (0.298)	10.12 (0.398)	12.66 (0.498)	15.20 (0.598)	17.74 (0.698)	20.28 (0.798)	22.82 (0.898)	25.36 (1.998)	30.43 (1.198)

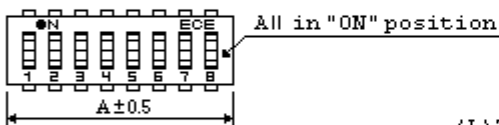
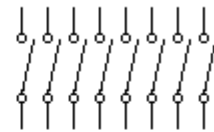
Unit:mm(inch)

NOTE: 1 pole switches have the "ON" printing.

NOTE: 2-12 pole switches have the "●N" printing.

NOTE: 1 & 2 & 3 pole switches do not have the ECE mark.

CIRCUIT DIAGRAM



(L) TYPE

(E) TYPE

P.C.B. LAYOUT
(TOP VIEW)

